

21st Century Community Learning Centers

Providing Afterschool and Summer Learning
Support to Communities Nationwide



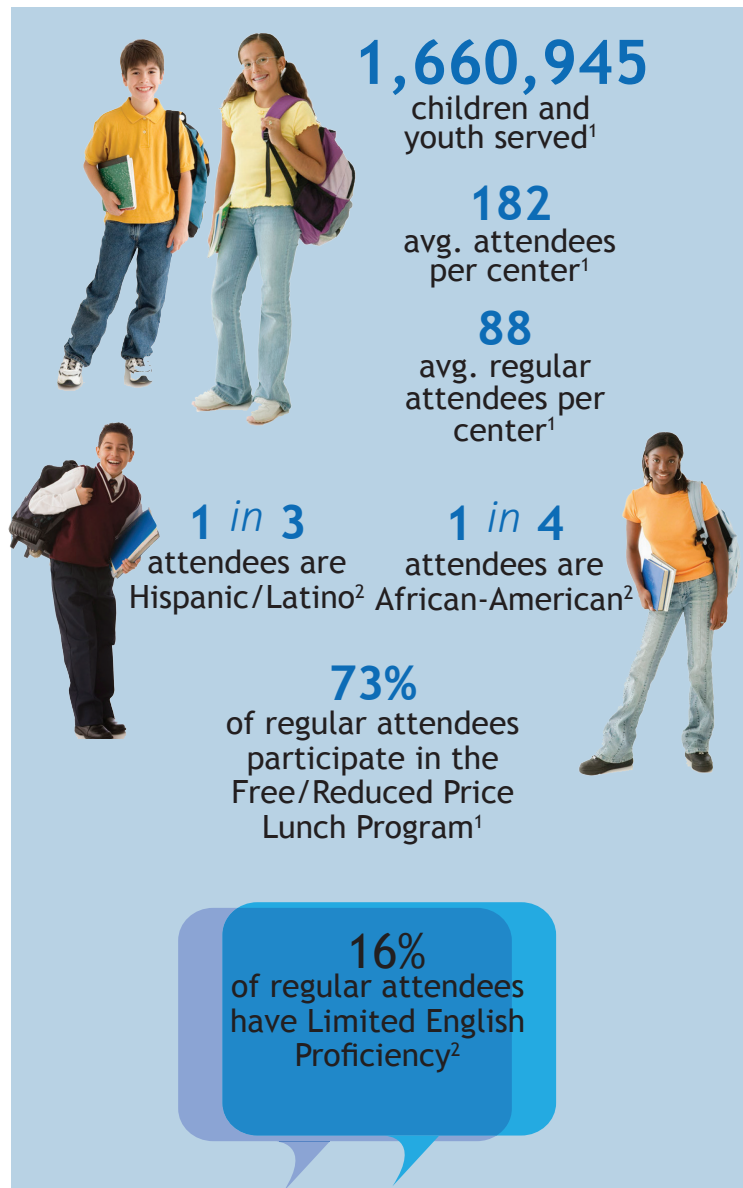
Afterschool Alliance

March 2015

21st CCLC Overview

The 21st Century Community Learning Centers (21st CCLC) initiative is the only federal funding source dedicated exclusively to before-school, afterschool and summer learning programs. Each state education agency receives funds based on its share of Title I funding for low-income students at high-poverty, low performing schools. Funds are also allocated to territories and the Bureau of Indian Affairs.

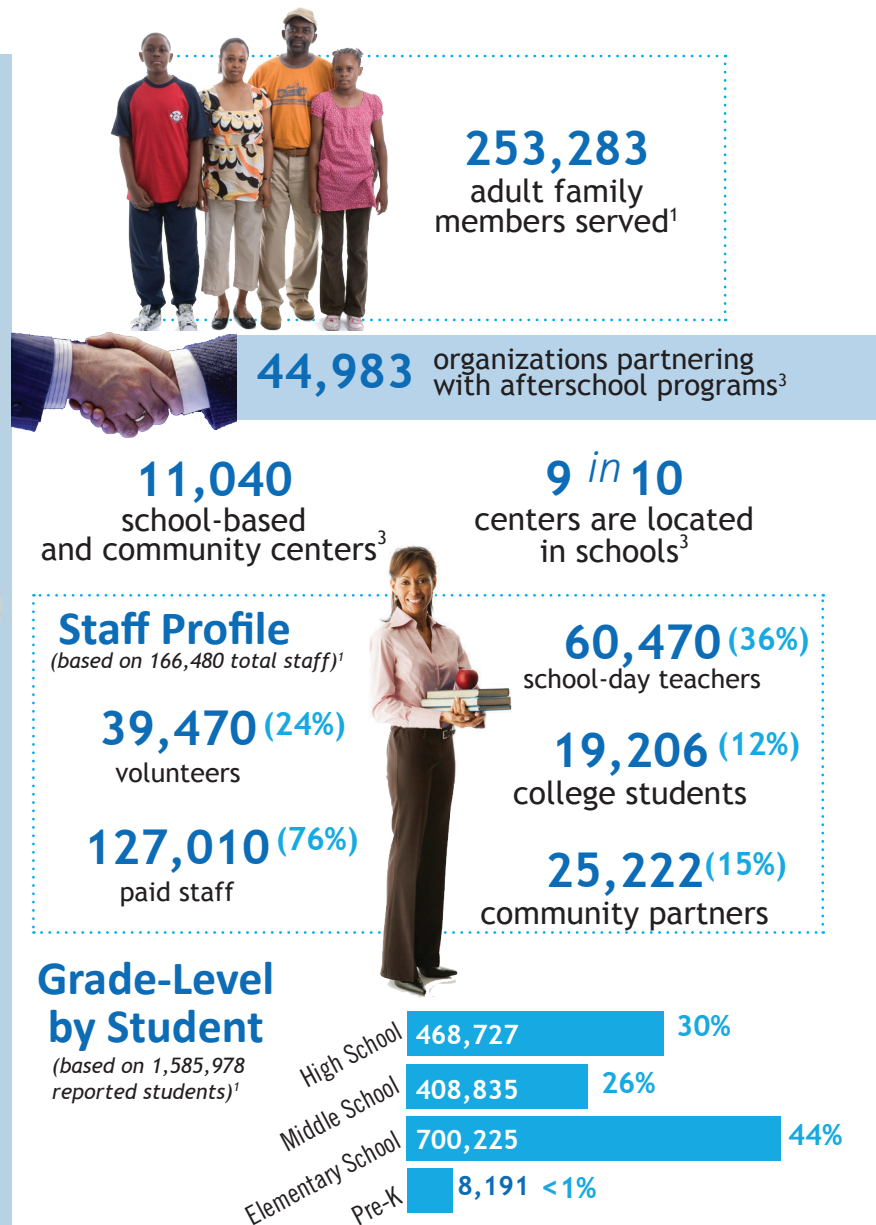
Student & Program Profile



21st CCLC programs provide:

- Academic enrichment activities that help students meet state and local achievement standards;
- A broad array of additional services designed to reinforce and complement the regular academic program; and
- Literacy and related educational development services to the families of children who are served in the program.

(U.S. Department of Education)



21st Century Community Learning Centers

Providing Afterschool and Summer Learning Support to Communities Nationwide

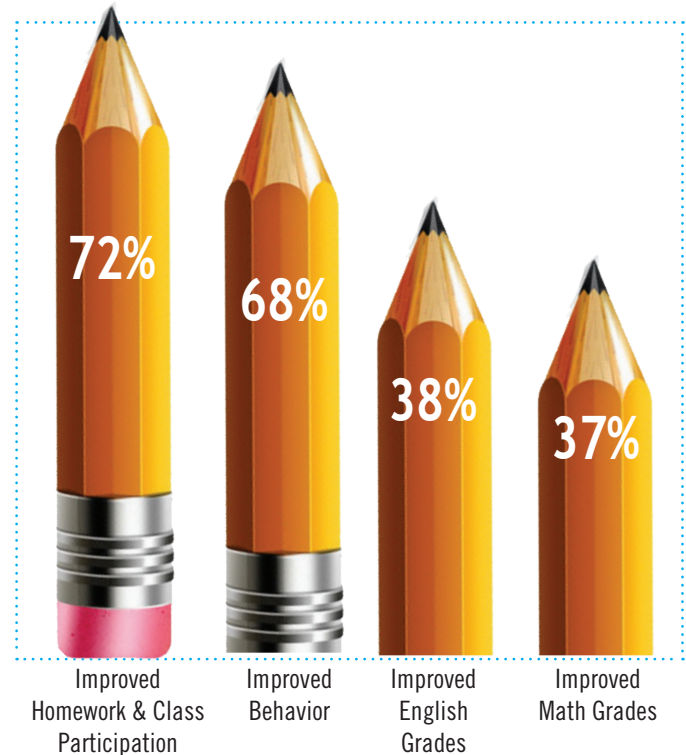
AFTERSCHOOL ALLIANCE

Outcomes & Benefits

Afterschool programs keep kids safe, improve academic performance and help working families across America. Studies have shown that quality programs give students the academic, social and career-ready skills they need to succeed. Students who regularly attend have better grades and behavior in school; better peer relations and emotional well-being; and lower incidences of drug-use, violence and unintended pregnancy. For example, research in 2011 and 2012 from several state education agencies found that teachers report that students regularly participating in 21st Century Community Learning Centers show improvements in homework completion, class participation, attendance, behavior in class, and reading and math achievement scores and grades. A separate 2013 study out of University of California, Irvine's School of Education found that regular participation in afterschool programs helped to narrow the achievement gap between high-income and low-income students in math, improved academic and behavioral outcomes, and reduced school absences.

(American Institutes for Research, 2011 & 2013; Evers, 2012; Pierce, Auger & Vandell, 2013)

Teacher Reported Outcomes¹



Regular Attendance is Key

Students who participate regularly in 21st CCLC programs show greater improvement in:

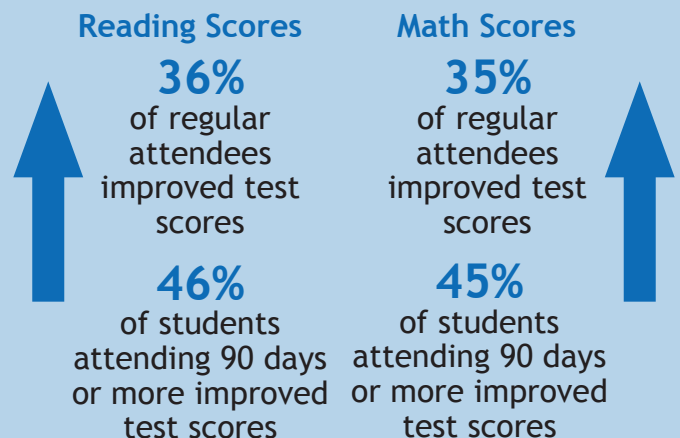
- grades
- math and reading proficiency
- homework completion
- class participation and
- student behavior

(Learning Point Associates, 2010)

A study of about 3,000 low-income, ethnically-diverse elementary- and middle-school students found that those who regularly attended high-quality programs (including programs funded by 21st CCLC) over two years demonstrated gains of up to 20 percentiles and 12 percentiles in standardized math test scores respectively, compared to peers who were routinely unsupervised during the afterschool hours.

(Policy Studies Associates, Inc., 2007)

State Assessments¹



(among students scoring below proficiency in the previous year)

21st Century Community Learning Centers

Providing Afterschool and Summer Learning Support to Communities Nationwide

March 2015



How long do 21st CCLC programs stay open?

13.8 hours
avg. per week³

5 days
avg. per week³

32 weeks
avg. per year³

94% of centers are open at least 4 days per week

State of 21st CCLC Funding

Current funding levels do not come close to meeting the nationwide demand:

- 22 million kids are eligible to attend 21st CCLC programs nationally, but funding allows for only 1.6 million to participate.

(National Center for Education Statistics)

- There are 19.4 million children in the United States whose parents would enroll them in an afterschool program if one were available.

(America After 3PM, 2014)

- Only 1 out of 3 requests for funding is awarded. Over the last 10 years, \$4 billion in local grant requests were denied because of the lack of adequate federal funding and intense competition.

(Learning Point Associates, 2012)

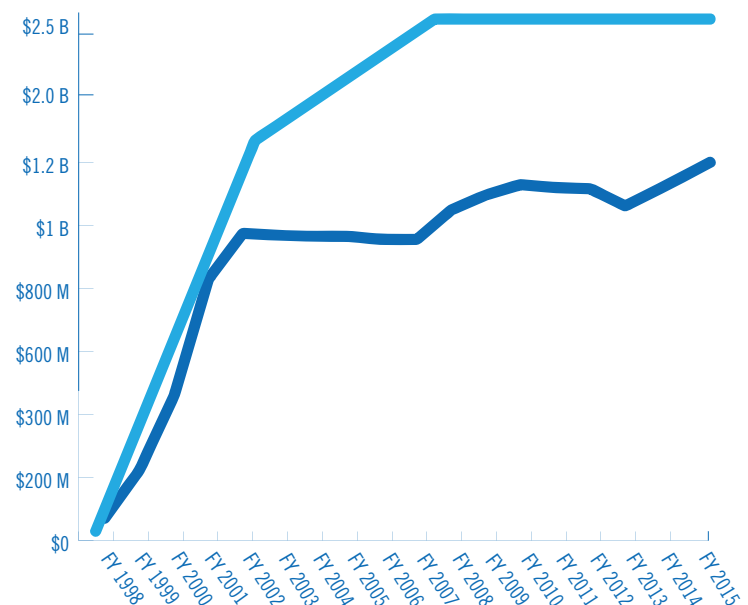
- The federal government contributes only 11 percent of the cost of afterschool, while 29 percent of children in afterschool meet the federal government's definition of low-income and in need of federal assistance.

(Roadmap to Afterschool for All: Examining Current Investments and Mapping Future Needs, 2009)

- Between 2006 and 2010, partner organizations have contributed more than \$1 billion to support 21st CCLC programs. In 2010, the average contribution was \$67,000 per partner.

(Expanding Minds and Opportunities, 2013)

Funding History



Fiscal Year	Amount Appropriated	Amount Authorized
1998	\$40 million	n/a
2002	\$1 billion	\$1.25 billion
2007	\$981 million	\$2.5 billion
2010	\$1.166 billion	\$2.5 billion
2011	\$1.154 billion	\$2.5 billion
2012	\$1.152 billion	\$2.5 billion
2013	\$1.092 billion	\$2.5 billion
2014	\$1.149 billion	\$2.5 billion
2015	\$1.152 billion	\$2.5 billion

21st Century Community Learning Centers

Providing Afterschool and Summer Learning Support to Communities Nationwide

AFTERSCHOOL ALLIANCE

March 2015

Help support 21st Century Community Learning Centers

Among the areas targeted for funding reductions in the House budget are afterschool and summer learning programs. Now is the time to make the case to policy makers to support funding for school- and community-based before-school, afterschool and summer learning programs that inspire learning, keep young people safe and help working families. [Take action now!](#)

Write a letter. Providing feedback to your Member of Congress is easy to do and is a critical part of the democratic process. Visit afterschoolalliance.org/challenge.cfm to email your elected official and learn key talking points to mention when speaking with policy makers in person.

Arrange a site visit. Inviting policy makers and their staff to visit your afterschool program is a powerful way to help them understand the benefits your program provides to the community.

Sign the petition. By signing the petition in support of afterschool funding, you'll send a message to elected officials, and get access to a wealth of resources that help you stay informed about afterschool issues all year long. Sign the petition at afterschoolalliance.org/petition.cfm

Check the Policy and Action Center often at afterschoolalliance.org/policyAction.cfm.



9 avg. number of partner organizations per grantee³



1 in 5

grantees is a community-based organization¹



1 in 5

grantees represent other types of organizations, including faith-based organizations, private schools and charter schools¹



3 in 5

grantees are school districts¹

Annual Cost

\$298,000
per grant³

\$122,000
per center³

\$1,222
per regular
attendee¹

\$595
per attendee¹



4,819

grants funded afterschool and summer programs³



Each grantee has an average of 2 additional funding sources

(Learning Point Associates, 2005)

¹ Learning Point Associates. (2011). 21st Century Community Learning Centers (21st CCLC) Analytic Support for Evaluation and Program Monitoring: An Overview of the 21st CCLC Performance Data: 2009-10. U.S. Department of Education.

² Learning Point Associates. (2006). 21st Century Community Learning Centers (21st CCLC) Analytic Support for Evaluation and Program Monitoring: An Overview of the 21st CCLC Program: 2004-05. U.S. Department of Education.

³ Learning Point Associates. Profile and Performance Information Collection System (PPICS). Data retrieved May 1, 2014.